

# PROGRAMMING IDEAS

4

2008

## STORY TELLING

Story telling in Indigenous Australia is a very important way of passing on information to people. For thousands of years information has been passed on through stories and songs. Today you can also see and hear stories in many types of music, plays, poetry, books, artwork, on television and on the Web and you can now read in books the traditional stories that were once only spoken. These stories keep alive the traditions and heritage of Indigenous Australia not only within Indigenous communities but also within the wider community. Helping to increase understanding and awareness between people. (Australian Museum [www.dreamtime.net.au](http://www.dreamtime.net.au))


### All types of storytelling can be done in your child care centre.

It may take some time to gather the resources but it's definitely worth it when you see what the children can learn and how happy they are when stories are part of their daily lives. Some resources you can use for story telling include books, dress-up clothes, felt board stories and home corner and sand pit toys.

### Here are some ideas that you already know.

#### Round the camp fire

Sitting around a camp fire or under a tree, adults can tell stories about aboriginal culture, spirituality and heritage, how to find and cook bush tucker and how to make toys.



#### Music and dance

Children love music and when they are confident they love to dance. Aboriginal culture allows children to show their knowledge and their culture through dance. Traditional musical instruments are used and children's faces and bodies are painted for special events.

#### Painting and craft

Stories are told through paintings. The style of traditional painting, the colours and symbols are traditional to the particular regions and particular areas.

## Drawing in the sand

Stories can be told by drawing in the sand. Hunting and tracking skills can be learned



The sandpit is a great place to tell stories. You can use sticks, containers, toys and other things and make up any story you like. Kids will do this anyway when they are playing in the sand pit.

## Here are some other ways to tell stories in your child care centre.

### Reading books

Children love being read to and can learn to read themselves if they practice every day with books that are of interest to them and at their learning level. There are so many books to choose like nature books, funny books, picture books and big books. All types are good to have in your centre.



### Felt boards


This is an interesting way to tell stories. Children love to watch you move the felt pieces around the board as you tell the story. Felt boards can be bought at the shop with all the pieces cut out for you or you can buy big pieces of felt from a material shop and make your own characters and pieces for the stories you want to tell.

Other Characters and props can also be made out of paper plates, foil, buttons, shells, cardboard. By attaching velcro spots to the back they will stick onto your felt board. Here are some examples of Felt Story Boards.



## Telling stories with puppets

Using puppets is a very enjoyable way to tell a story and children will use them confidently to tell their own stories when they are playing. If you don't have a felt board you can use toys and other props to make the story come alive.



## Children tell their own stories when they play

Have you ever sat and listened to children when they are playing in the sand pit, playing with blocks, with play dough or playing in the home corner? Even when they are doing painting or craft activities they often tell stories about what they are painting.

These are the times at the child care centre when children practice and copy what they see adults doing. While playing children are learning how to communicate with others, and how to treat others in positive ways and how they feel about people and things.



## Role Play Stories

Children love to learn through role play activities and dress ups. There are so many things we can teach kids through role play and dress ups like health and hygiene topics, rules and getting on well together.

## Story Circles

The teacher starts the story. The next person in the circle adds to the story. The next person adds to it until the story is finished. To help the children to talk use a toy, or other props, to pass around the circle and while the child tells their part of the story they are holding the character of the story.

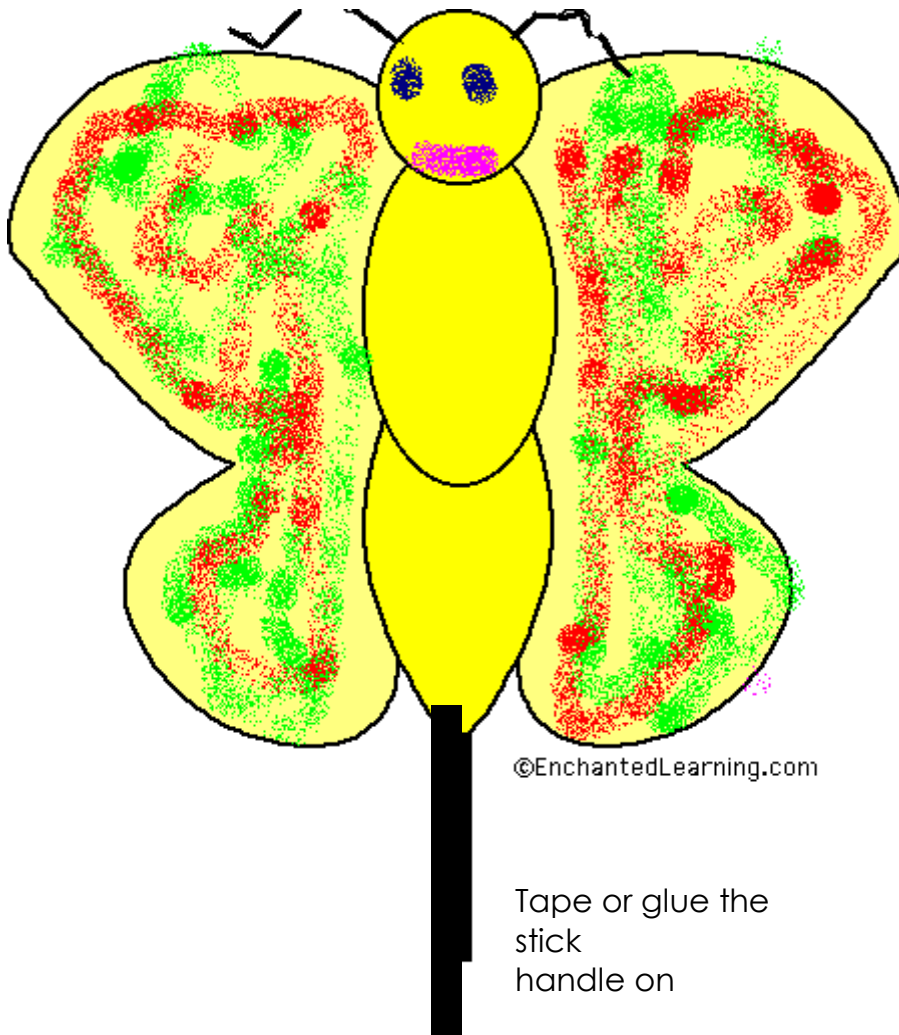
OR

Have some props in the middle of the circle and have a child choose a prop to help start the story. **Always use facial expressions and character voices when telling a story.**

---

# HOW TO MAKE A BUTTERFLY STICK PUPPET

1. Copy butterfly shape onto cardboard and cut it out. You can use old cereal boxes for the cardboard and the kids can help with the cutting.
2. Paint and decorate the body and wings. You can use coloured paper, crayons, paint, sparkles or anything you have in your craft box.



3. Use pipe cleaners or straws for feelers and glue onto the head.
4. Use a paddle pop stick or a stick from the bush for the handle of the puppet. This can be glued or taped onto the back of the butterfly puppet.

**Don't forget to get the kids to help you clean up after the puppet activity.**

5. Once the puppet is dry the kids can play with them. Butterflies can fly inside or outside. They can find secret parts of the child care garden. They can sing songs and listen to stories. Butterflies can do anything