

FOR YOUR INFORMATION

ACTIVITY SHEETS

What is an activity sheet?

An activity sheet is information about how to do a particular activity. The RACSSU activity sheets describe how to do activities with children.

Who is the activity sheet for?

The activity sheets are for staff who work with children in Remote Indigenous Children's Services in the Northern Territory.

How many activity sheets do RACSSU produce?

RACSSU produces numerous activity sheets each year.

What activity sheets have RACSSU produced?

RACSSU have written activity sheets on a variety of information including


- shell craft,
- paper-mache,
- painting activities,
- collage activities,
- Christmas activities

Who writes the activity sheets?


Many different people help to make the activity sheets, including

- RACSSU staff,
- outside organisations,
- staff from Remote Indigenous Children's Service Programs in the northern region of the Northern Territory.


Paper Mache Pig




1. Find items that could be used to create a nose and ears. ♪
Yogurt containers and ♪ cardboard work well! ♪




2. Arrange the items and tape them into position firmly! ♪




3. Dip newspaper strips into glue and wrap around several times to create layers! ♪



4. When glue is dry, paint. You may need 2 or more coats! ♪



5. When paint is dry, decorate with collage items, a marker or more paint! ♪



You will need:

- Newspaper ♪
- Cell mix ♪
- Cardboard ♪
- Scissors ♪
- Collage ♪
- Paint ♪
- Tape ♪
- Balloon ♪

Who receives a copy of the activity sheets?

Activity sheets are provided for

- all Remote Indigenous Children's Service Programs who are currently on the RACSSU mailing list. This includes Innovative Child Care Centres, JET on-site crèches and Outside School Hours Care programs,
- staff at Batchelor Institute of Indigenous Tertiary Education,
- students at Batchelor Institute of Indigenous Tertiary Education,
- a RACSSU display for the general public (copies are not supplied for individuals from the general public).

Are there any rules that RACSSU needs to follow when producing activity sheets?

RACSSU is required to obtain appropriate permission for all the articles and pictures which appear in activity sheets. Please let staff know if you would like to see these rules.

I'd like to suggest a topic for an activity sheet—how can I do this?

If you would like to put an article in 'Linking us together' please post, fax or email your article to:

ranu.james@batchelor.edu.au

Our contact details are:

RACSSU
Batchelor Institute of Indigenous Tertiary Education
PO BOX 106
PARAP NT 0804

Phone: (08) 8946 3800

Fax: (08) 8946 3820

Who sponsors RACSSU?

The activities of RACSSU, including the publication of the activity sheets, are sponsored by Batchelor Institute of Indigenous Tertiary Education.

Who funds RACSSU?

RACSSU is funded through the Commonwealth Department of Family and Community Services.

shell craft

Shells can be used for many different activities with children. They are cheap and fun to collect as well as fun to do art/craft activities with. Here are some different ways to be creative with shells.

1. Paint them
2. Glue them and some sand onto card board
3. Make a necklace
4. Make them into animals; faces; people
5. Make a picture or pattern of small shells using plaster to join them together
6. Add plastic sea toys
7. Use them with play dough
8. Make a mobile
9. Add to the sand pit
10. Use them in the water trough
11. Use them for printing with paint or pencils
12. Make a beach scene on a meat tray with sand and blue paint as water
13. Decorate a box

